



District Report Card: 2017


State: Assam	District: Dhemaji
Class: 8	Subject: Mathematics
Schools: 43	Students: 908


Participation/Coverage


Students

<div>GENDER</div> <div></div>	Boys		Girls	
	Number	%	Number	%
	454	50.00	454	50.00

<div>AREA</div> <div></div>	Rural		Urban	
	Number	%	Number	%
	818	90.09	90	9.91

<div>CATEGORY</div> <div></div>	SC		ST		OBC		GEN	
	Number	%	Number	%	Number	%	Number	%
	104	11.45	578	63.66	206	22.69	20	2.20

<div>CWSN</div> <div></div>	LD	VI	HI	S&LD	ID	Oth
	22	2	16	0	1	0

<div>Management</div> <div></div>	Government		Government-aided	
	Number	%	Number	%
	635	69.93	273	30.07

Average Performance of Students in Mathematics (%)

Overall	Gender		Area		Management		Social Group			
	Male	Female	Rural	Urban	Govt.	Aided	SC	ST	OBC	GEN
39.07	38.41	39.72	39.52	34.96	38.94	39.37	38.59	38.06	42.07	39.67

Performance on Learning Outcomes (LOs)

Learning Outcomes	Description	Average Performance(%)
M601	Solves problems involving large numbers by applying appropriate operations	43.50
M606	Solves problems on daily life situations involving addition and subtraction of fractions / decimals	38.12
M620	Finds out the perimeter and area of rectangular objects in the surroundings like floor of the class room, surfaces of a chalk box etc.	37.81
M621	Arranges given/collected information in the form of table, pictograph and bar graph and interprets them	35.43
M702	Interprets the division and multiplication of fractions	30.95
M705	Solves problems related to daily life situations involving rational numbers	34.91
M706	Uses exponential form of numbers to simplify problems involving multiplication and division of large numbers	28.57
M707	Adds/subtracts algebraic expressions	49.34
M710	Solves problems related to conversion of percentage to fraction and decimal and vice versa	24.68
M717	Finds out approximate area of closed shapes by using unit square grid/graph sheet	31.17
M719	Finds various representative values for simple data from her/his daily life contexts like mean, median and mode	50.96
M721	Interprets data using bar graph	50.22
M801	Generalizes properties of addition, subtraction, multiplication and division of rational numbers through patterns	23.59
M802	Finds rational numbers between two given rational numbers	34.63
M803	Proves divisibility rules of 2, 3,4, 5, 6, 9 and 11	44.17
M804	Finds squares, cubes, square roots and cube roots of numbers using different methods	39.18
M808	Uses various algebraic identities in solving problems of daily life	45.02
M812	Verifies properties of parallelogram and establishes the relationship between them through reasoning	38.63
M818	Finds surface area and volume of cuboidal and cylindrical object	20.56
M819	Draws and interprets bar charts and pie charts	50.77

Range of Performance of Students who Answered Correctly							
Below 30%		30% - 50%		50% - 75%		Above 75%	
Number	%	Number	%	Number	%	Number	%
318	35.02	341	37.56	212	23.35	37	4.07

Lowest Performing Learning Outcomes (LOs)

- 1 - Finds surface area and volume of cuboidal and cylindrical object (20.56)
- 2 - Generalizes properties of addition, subtraction, multiplication and division of rational numbers through patterns (23.59)
- 3 - Solves problems related to conversion of percentage to fraction and decimal and vice versa (24.68)

- 4 - Uses exponential form of numbers to simplify problems involving multiplication and division of large numbers (28.57)
- 5 - Interprets the division and multiplication of fractions (30.95)